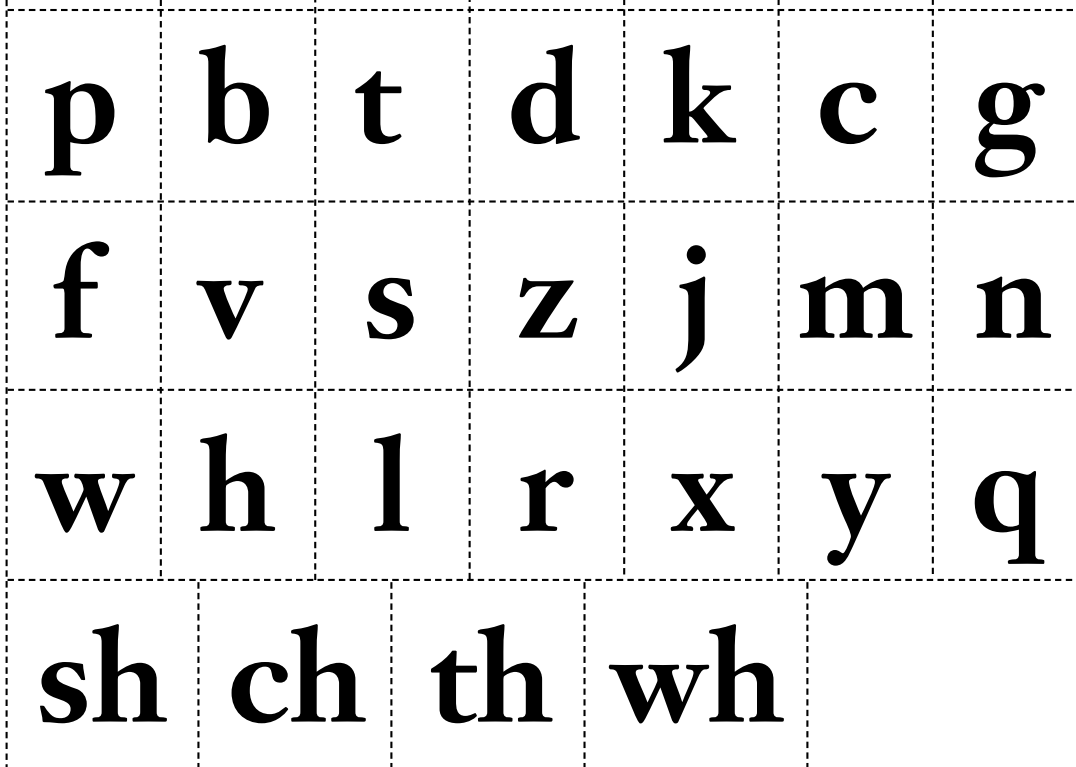


LEVEL 1 MATERIALS FOR REVIEW S.P.I.R.E. LESSONS



Level 1 Letters

Cut out; Leave White

Level 1 Letters Cut;
Color Green



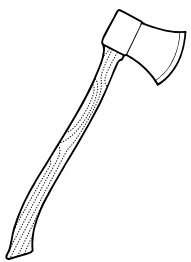
a	i	o	u	e	
----------	----------	----------	----------	----------	--

ang	ing	ong	ung
ank	ink	onk	unk

Level 1 Letters
Cut , Color Yellow

Level Phonogram Cards; Cut

a




ax

Key Word Concept Sheet
SAB022 Level 1000 - The 1000 Book

3

i




hit

Key Word Concept Sheet
SAB022 Level 1000 - The 1000 Book

4

o




ox

Key Word Concept Sheet
SAB022 Level 1000 - The 1000 Book

5

u

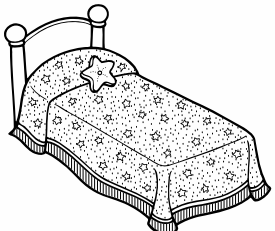


up

Key Word Concept Sheet
SAB022 Level 1000 - The 1000 Book

6

e




bed

Key Word Concept Sheet
SAB022 Level 1000 - The 1000 Book

7

sh




ship

Key Word Concept Sheet
SAB022 Level 1000 - The 1000 Book

8

ch




chin

Key Word Concept Sheet
SAB022 Level 1000 - The 1000 Book

9

th

This pig is not thin.




this thin

Key Word Concept Sheet
SAB022 Level 1000 - The 1000 Book

10

Level Phonogram Cards; Cut





wh



whisk





Key Word Concept Sheet
C&G © 1988 by Linda Ward Beech

11

<p>ang</p>  <p>sang</p>	<p>ing</p>  <p>ring</p>
<p>ong</p>  <p>strong</p>	<p>ung</p>  <p>stung</p>

Key Word Concept Sheet
C&G © 1988 by Linda Ward Beech

12

<p>ank</p>  <p>bank</p>	<p>ink</p>  <p>wink</p>
<p>onk</p>  <p>honk</p>	<p>unk</p>  <p>trunk</p>

Key Word Concept Sheet
C&G © 1988 by Linda Ward Beech

13

Name: _____

Date: ____ / ____ / ____



Name: _____

Date: ____/____/____

Sentences

